

# Middle School Curriculum Scope & Sequence



## Overview

This **Middle School or Beginner HS Scope and Sequence** focuses on creative self-expression, design, and foundational drawing skills. The projects are designed for beginners and intermediate artists. Each lesson carefully builds on the previous one and gives students lots of time to practice new techniques and build confidence before moving on.




## Access Instructions

- You can find step-by-step instructions and video demonstrations for many of the lessons in this curriculum sequence **FREE** on my **blog** and **YouTube channel**.
- You can also find all the resources for each lesson, including reference images, practice worksheets, handouts, rubrics, additional videos, complete slideshows, and more in my **TPT shop** by **CLICKING THE COVER IMAGE** for each lesson.



## Want to Save More Time?


This **Middle School Art Curriculum Bundle** provides all the lesson resources for every project. It's a comprehensive package you can use year after year.



### Learn More



[Click here for link to the Middle School Art Bundle](#)





[Click here for link to the Middle School Art Bundle](#)



# Middle School or Beginner HS Curriculum Scope & Sequence


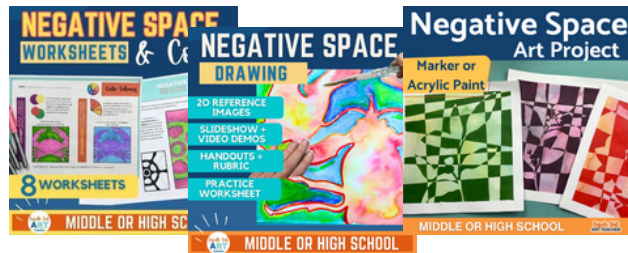
You can find step-by-step instructions and video demonstrations for many of these lessons on my [BLOG](#) and on my [YouTube channel](#). You can also find the projects with slideshows, videos, worksheets, handouts, rubrics, and more in my [TPT shop](#) by **CLICKING THE COVER IMAGE** for each lesson.



Back to School Syllabus & Presentation

Elements & Principles Handouts

Line-Neurographic Art




Negative Space-Begin with practice worksheet.

Drawing w X-Grid & Neurographic Art

Contour Line

Symmetry

Watercolor



Value and Shading

Oil Pastel & Painting-you can do one or both of these.

Perspective & Space

Acrylic Painting



Typography Design with different design variation videos.



Sub Plans & Early Finisher Activities

# High School Curriculum Scope & Sequence



## Overview

This **High School Scope and Sequence** is designed for Art 1 and 2 classes, focusing on drawing skills, self-expression, and design. Lessons are sequenced to build one skill at a time, helping students form strong habits and routines. Depending on your course length, you may only get through some projects or reserve advanced lessons for upper-level classes. I usually end with shading in Art 1 and continue the sequence in Art 2.




## Access Instructions

- You can find step-by-step instructions and video demonstrations for many of the lessons in this curriculum sequence **FREE** on my [blog](#) and [YouTube channel](#).
- You can also find all the resources for each lesson, including reference images, practice worksheets, handouts, rubrics, additional videos, complete slideshows, and more in my [TPT shop](#) by **CLICKING THE COVER IMAGE** for each lesson.



## Want to Save More Time?


This **High School Art Curriculum Bundle** provides all the lesson resources for every project. It's a comprehensive package you can use year after year.



Learn More

[Click here for link to the High School Art Bundle](#)





[Click here for link to the High School Art Bundle](#)



# High School Curriculum Scope & Sequence


You can find step-by-step instructions and video demonstrations for many of these lessons on my [BLOG](#) and on my [YouTube channel](#). You can also find the projects with slideshows, videos, worksheets, handouts, rubrics, and more in my [TPT shop](#) by **CLICKING THE COVER IMAGE** for each lesson.



First day of school activity.




## Negative Space Drawing



Before shading, it's beneficial to introduce lessons on Negative Space to help students familiarize themselves with observing the areas between shapes when drawing realistically.

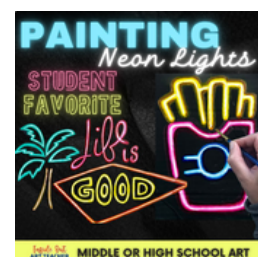

## Line Drawing and Scaling an Image



This Neuro Doodle lesson is highly popular among students as it helps them gain confidence with lines and learn how to scale their drawings, preparing them for realistic drawing in the future.



## Neon Lights



You have the option to do one or both of these activities. The oil pastel version can either stand alone or be used as a warm-up for the painting. Student's learn about design and value.

## Shading Practice



These worksheets are crucial for mastering shading techniques before starting the subsequent shading projects.




## Celtic Knot Drawing



Students create celtic knots and practice simple shading skills.








[Click here for link to the High School Art Bundle](#)



# High School Curriculum Scope & Sequence

You can find step-by-step instructions and video demonstrations for many of these lessons on my [BLOG](#) and on my [YouTube channel](#). You can also find the projects with slideshows, videos, worksheets, handouts, rubrics, and more in my [TPT shop](#) by **CLICKING THE COVER IMAGE** for each lesson.

## Shading Graphite



You can choose any or all of these shading lessons. These should be completed AFTER the shading worksheets. The geometric shape lesson is the most simple.

## Shading Charcoal



Students will apply their knowledge of value and shading in a different medium.

## Reverse Value Shading



Begin with the sphere and end with the instruments. The images get progressively more complex.

## Black and White on Toned Paper








You can choose one of these, complete both, or offer students a choice of either the butterfly or chain.

## Pen and Ink Drawing/Texture




You can choose one of these, complete all of the lessons, or offer students a choice.

## Charcoal Portraits



Students will begin by practicing facial features using the worksheets and then complete the final portrait drawing.





[Click here for link to the High School Art Bundle](#)



# High School Curriculum Scope & Sequence

You can find step-by-step instructions and video demonstrations for many of these lessons on my [BLOG](#) and on my [YouTube channel](#). You can also find the projects with slideshows, videos, worksheets, handouts, rubrics, and more in my [TPT shop](#) by **CLICKING THE COVER IMAGE** for each lesson.

## Colored Pencil



Students learn about color theory and how to implement their understanding of value within color. You have the option to select one or all of these projects.

## Watercolor





This is a fun simple watercolor project to get students using color and value in a new medium.

## Acrylic Painting



This is a small scale painting project that teaches color mixing and helps students get comfortable using acrylics.

## Sub Plans



You can never have too many sub plan activities!

All of my art lessons are formatted to be as versatile and easy to share with your students as possible. You can find lots more complete projects, bundles, and sub plans in my [TPT SHOP](#).



## Earn Credit Towards Future Purchases

Your review matters! It helps others decide if this product is right for them. Don't forget you can earn \$ off future purchases by leaving a review on all of your past purchases [HERE](#).

Find more art lesson ideas, examples of finished work and more on my [Instagram](#), [Blog](#), and on my [YouTube channel](#).



Inside Out  
ART TEACHER

